

City of Darwin Cruises

Kuru, Cherry Pie

Owners: Les and Leslee Reif
Phone : 0428480090, 0401118777

Designated Person: Jevon Reif
Phone: 0417855829

EMERGENCY PROCEDURES

FLOODING

- Assess the situation
- Locate the ingress of water and activate the appropriate valve on the bilge manifold
- Inform passengers, move them from danger and assess as a precaution the need to instruct them to don life jackets
- Prevent access to the area
- Contact authorities
- Investigate the cause and monitor the flooding
- If the ingress is high volume, engage on board bilge pumps.
- Visually check for pollutants/spillage
- Confirm vessel stability and status
- Navigate vessel to nearest, suitable and safe wharf or drop anchor and wait assistance
- Order PREPARE TO ABANDON SHIP and ABANDON SHIP as required

FLOODING

COLLISION / GROUNDING

- Assess the situation
- Check on passengers' well-being and notify if professional medical assistance is required
- Confirm vessel stability and status
- Don PPE
- Confirm other vessel status and safety
- Contact authorities
- Assist other vessel as required
- Inform passengers, move them from danger as a precaution instruct them to don life jackets
- Investigate damage and watertight integrity
- Check for pollutants / spillage
- If possible navigate vessel to nearest, suitable and safe wharf or drop anchor and wait assistance
- Order PREPARE TO ABANDON SHIP and ABANDON SHIP as required

COLLISION / GROUNDING

ENGINE ROOM FIRE

- Assess the situation
- Inform passengers, move them from danger and as a precaution instruct them to don life jackets
- Shut down machinery
- Shut off fuel and close vent flaps
- Deploy fire extinguishers
- Contact authorities
- Consider boundary cooling
- If possible navigate vessel to nearest, suitable and safe wharf or drop anchor and wait assistance
- Order PREPARE TO ABANDON SHIP and ABANDON SHIP as required

ENGINE ROOM FIRE

FIRE OTHER THAN ENGINE ROOM

- Assess the situation
- Inform passengers, move them from danger and as a precaution instruct them to don life jackets
- Contact authorities
- Bring deck hose on line
- Fight the fire using extinguisher(s) and deck hose(s)
- Confirm vessel stability and status
- If possible navigate vessel to nearest, suitable and safe wharf or drop anchor and wait assistance
- Order PREPARE TO ABANDON SHIP and ABANDON SHIP as required

FIRE OTHER THAN ENGINE ROOM

SEVERE WEATHER

- Assess the situation - close all open hatches
- Secure all on board
- Maintain weather tight and watertight integrity
- Navigate vessel to nearest shelter – hold to weather
- Contact authorities if necessary
- Monitor weather conditions

SEVERE WEATHER

PERSON(S) OVERBOARD (POB)

- Fix position on Chart plotter
- Alert crew and passengers to maintain lookout
- Inform passengers of the situation
- Deploy life ring,
Contact authorities
- Commence manoeuvre for rescue operation, engage Infrared camera
- Notify authorities
- Develop a plan for retrieval of POB
- Retrieve POB
- Attend to the well being of POB
- Update passengers and authorities of situation

PERSON(S) OVERBOARD

SEARCH AND RESCUE

- Operate the Flir Ocean Scout TK Marine Thermal Handheld Camera (if available)
- Receive brief from search coordination centre
- Post lookouts
- Inform passengers
- Commence search pattern
- Monitor and record navigation track
- Invoke other emergency procedures as necessary (person overboard)

SEARCH AND RESCUE

LOSS OF KEY PERSONNEL

- Assess the situation and stop the vessel
- Passengers should have had briefing for Skipper Incapacitated Procedure – see separate procedure
- Substitute crew member to assume responsibilities of disabled crew member
- Inform passengers and authorities
- Invoke other emergency procedures as necessary (serious injury / medical emergency)

LOSS OF KEY PERSONNEL

LOSS OF KEY PERSONNEL

- Crew to take over situation and control of vessel
- Contact and advise the circumstances to Darwin Harbour on VHF Channel 10
- Contact the City of Darwin Cruises Management / Owners Les and/or Leslee Reif, - Ph 0428480090, 0401118777
- All crew are trained and capable of managing the vessel
- Engage / disengage engines
- Drop sails
- Inform passengers
- Activate MOB, obtain a Fix position from the Chart GPS, radio Darwin Harbour for assistance - Pan Pan
- Tend to skipper if emergency on board
- Medical emergency follow trained St John procedure
- Other wise **“Person Overboard”** procedure to be followed
- Complete the incident report

SKIPPER OVERBOARD OR INCAPACITATED

BOMB THREAT

If you receive a bomb threat:

- Assess probability of risk (low, moderate, high)
- Brief crew on situation and threat
- Contact authorities
- Implement a search contingency plan
- Inform passengers and instruct them to don lifejackets
- Communicate by runner not radio
- Navigate vessel to nearest, suitable and safe wharf
- Disembark passengers and crew

If a suspicious object is found:

- Don't touch, tilt or tamper the object
- Contact authorities
- Remove passengers from immediate danger
- Open windows and doors and cordon off area
- Make max safe speed to nearest appropriate wharf
- Prepare for an emergency evacuation

BOMB THREAT

CRITICAL SYSTEMS BREAKDOWN

- Stop the vessel
- Confirm vessel stability and status
- Notify authorities
- Inform passengers, move them from any danger and as a precaution instruct them to standby to don life jackets
- Assess vessel status and determine nature of breakdown
- Attempt to rectify problem or request additional assistance
- Prepare to anchor if necessary
- If possible navigate vessel to nearest suitable wharf or drop anchor and wait for assistance

CRITICAL SYSTEMS BREAKDOWN

SECURITY BREACH / UNLAWFUL ACT

- Contact authorities
- Request Police and or Ambulance, if required
- Advise offending person(s) that an offence is being or has been committed and that the Police have been notified to attend
- Inform passengers, move them from danger
- If possible, obtain details from the offenders
- Ask all witnesses to remain or record their details
- Wait for Police

SECURITY BREACH / UNLAWFUL ACT

SERIOUS INJURY / MEDICAL EMERGENCY

- Assess situation to determine nature, extent and location of injured person(s)
- Provide first aid
- If professional medical assistance required, advise authorities of medical emergency, ETA to destination wharf and type of assistance required
- Inform passengers of action to be taken
- Maintain first aid until relieved by medical personnel
- Upon berthing, clear access for medical personnel boarding
- Obtain any details of injured person(s) and witnesses to the injury (if injury)

SERIOUS INJURY / MEDICAL EMERGENCY

REPORTING & COMMUNICATION

- Report emergency to authorities and shore based company representative
- Communicate nature of emergency to crew and passengers
- Don lifejackets

REPORTING AND COMMUNICATION

ABANDON SHIP

- Send Mayday
- Sound appropriate signal on vessel's horn
- Stop vessel
- Instruct crew to don lifejackets
- Instruct crew to assist passengers to don lifejackets
- Direct passengers to muster stations
- Launch survival gear
- Control transfer of passengers and conduct head count
- Endeavour to muster passengers and crew together
- Confirm that all passengers have abandoned ship

ABANDON SHIP

TERRORISM

- Remain calm, assess situation for a safe response
- Be non-threatening and comply with hostage taker's instructions
- Explain your actions to the hostage taker
- If safe to communicate, contact authorities
- Keep crew under control and do not attempt to apprehend hostage taker
- Navigate vessel to nearest wharf if possible

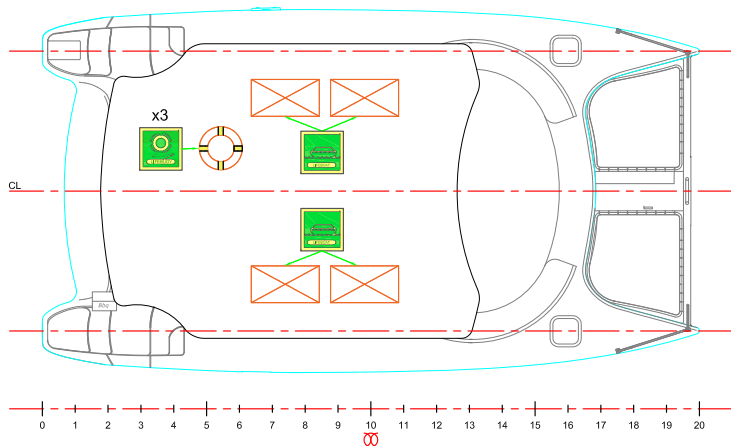
TERRORISM

SPILLAGE FUEL / CARGO

- Attempt to stop the spill
- If possible contain spill to prevent it entering water
- Contact authorities
- Inform and reassure passengers of action to be taken
- Use on board oil absorbent pads to reduce impact of spill
- Liaise with and provide assistance to emergency response vessel

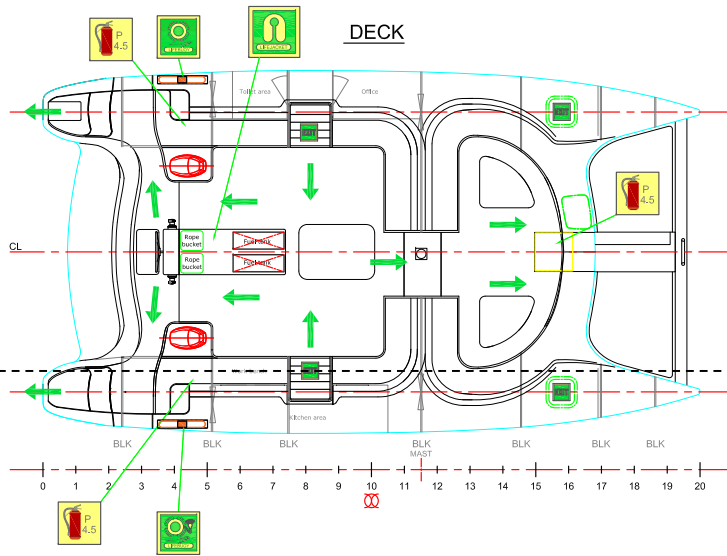
SPILLAGE FUEL / CARGO

ROOF

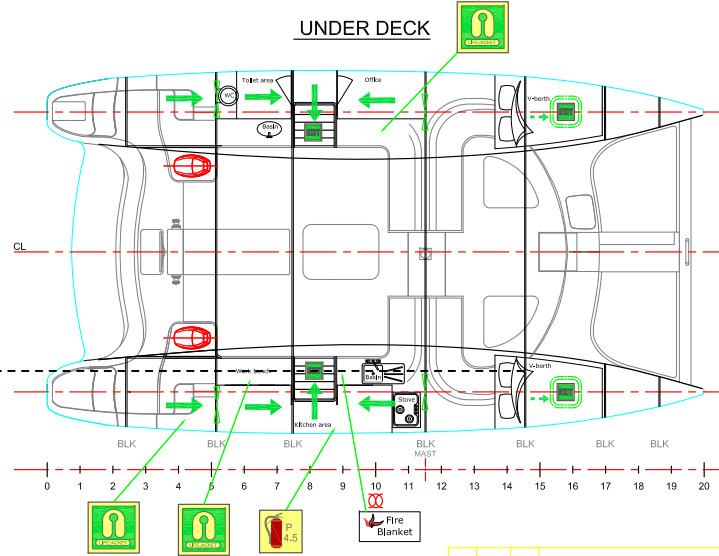


	Description	Quantity	Part
	Life buoys	4	12542
	Fire extinguisher Powder 4.5 kg.	4	12257
	Carley float 10Pax	4	17179
	Life buoys with light signal	1	
	Fire blanket	1	13059
	Life jacket	45	LC-0681
	Exit		
	Primary escape route.		
	Secondary escape route.		

DECK



UNDER DECK



REV		DATE	STATUS	DESCRIPTION	DRAWN BY	APPROVED BY	SIGNATURE
				First Issue			
				Modifications			
				Code: ---			

SEAWIND 1160 RESORT

FIRE & SAFETY PLAN

SC446-360-01 | 0 | Scale: 1/50 | Page: 1/1

This document is the property of and copyright to Corsair Marine International sly ltd. Copying or reproduction of this document by any means is prohibited without consent. Possession of this document does not authorise production or planning unless authorised by Corsair Marine management.